

HOLIDAY ENGAGEMENT 2024-25

PRIMARY SECTION- IV





This Summer,
Let's Learn to Go Green With GD Goenka



Dear Students!

As summer draws near, let's take a moment to marvel at something truly amazing:
Our Incredible Planet Earth.

It's not just a place we call home; it's a precious gift, bursting with life, wonder, and beauty. But like any gift, it needs our love and care to thrive.

You might have heard about climate change—it sounds kinda big and scary, right? But really, it's just about our actions affecting the delicate balance of nature.

Picture a world where the air is pure, rivers sparkle with life, and forests sway in a gentle breeze. That's the world we dream of—a place where all creatures, big and small, live together in harmony.

But to make this dream real, we all need to chip in. It's about the little things, like turning off lights, using less plastic, or planting seeds that'll grow into mighty trees.

Together, we've got the power to make a change. Let's dive into this adventure, hand in hand, with hearts full of hope. Because the future of our planet lies in our hands, guided by the love in our hearts.

So, my dear Green Goenkan Warriors, let's treat our Earth with kindness and care. Together, we can be the heroes our planet needs, protecting its beauty and securing its future.

Every little step we take makes a big difference!



G . D . GOENKA PUBLIC SCHOOL , KANPUR

HOLIDAY ENGAGEMENT 2024-25

CLASS- IV


ENGLISH



"One planet, one chance: let's make it count."

1. Green Travel Journal

Imagine you are going on a holiday to a destination known for its natural beauty and biodiversity. Create a travel journal documenting your journey while focusing on sustainable travel practices. You can write diary entries describing your experiences, draw pictures of the wildlife and landscapes you encounter, and include tips for traveling responsibly, such as reducing plastic waste and supporting local conservation.







2. Planet Protectors Storybook

(Illustrated Storybook)

How about creating a simply illustrated storybook (around 2-4 pages) centered around the theme of climate change and sustainability? The story should feature characters who are taking action to protect the environment, tackle climate change, or promote sustainability in the community. You could encounter challenges like pollution, deforestation, or endangered animals, and come up with solutions to address these issues in your fictional world.

SUGGESTED READINGS

- Great Story - by Valentina Camerini
- How the Earth Got Its Beauty - by Sudha Murty
- Great Stories for Children- Ruskin Bond
- The Lorax - Dr. Suess
- Dr Dolittle by Hugh Lofting
- Trouble with Magic by Asha Nehemiah
- Black Beauty by Anna Sewell



MY FAVORITE

Book Things

Favorite Author:

Favorite Book:

Favorite Genre:

Favorite Quote:

Notes:

BOOK GOALS

How many books do I want to read?

What is the book that I keep hearing about?

What book do I have on my to-be-read list?


BOOKS TO READ

TITLE	AUTHOR	STARTED	FINISHED

gently believe the

SUGGESTED MOVIES

- Happy Feet
- The Lorax
- I Am Greta
- WALL-E



EVS



PART-I

We enjoy taking care of your children. You must have noticed that they love coming to school. The

next two months will be spent with their natural protector i.e. you, parents.

We are giving you some tips so that this time proves useful and happy for them and for you all too.

☐ - Eat meals with your children at least twice. Tell them about the importance of farmers and their hard work. And tell them not to waste their food.

☐ - Let them wash their own plates after eating. Through such work, children will understand the value of hard work.

- ♣- Let them help you cook. Let them prepare vegetables or salad for you.

- ♣- Go to three neighbors. Learn more about them and grow closer.

- ♣- Go to grandparents' house and mingle with them. Their love and emotional support is very important for your children. Take pictures with them.

- ♣- Take them to your workplace so that they can understand how hard you work for the family.

- ♣- Don't miss any local festival or local market.

- ♣- Motivate your children to sow seeds to create a kitchen garden. Knowing about trees and plants is also important for the development of your child.

- ♣- Tell children about your childhood and your family history.

♣- Let your children go out and play, let them get hurt, let them get dirty. It is good for them to fall occasionally and endure pain. A life of too much comfort will make your children lazy.

♣- Let them keep any pet like dog, cat, bird or fish as the company of pets is as much important for the development of your child.

♣- Play them some folk songs.

♣- Bring some story books with colorful pictures for your children and read out stories to them and let read stories as well.

♣- Keep your children away from TV, mobile phones, computers and electronic gadgets. They have to spend his whole life around them.

♣- Avoid giving them chocolates, jellies, cream cakes, chips, aerated drinks and bakery products like puffs and fried foods like samosas, instead let them develop a taste for Indian cuisine.

Look into the eyes of your children and thank God for giving you such a wonderful gift. In the coming few years from now, they will be at new heights.

As a parent, it is important that you give your time to your children. Every word written in this assignment tells us that when we were young, all these things were a part of our lifestyle with which we grew up, but today our children are away from all these things, due to which we ourselves are.....

As you do all these 8 activities with children click pictures and make a scrapbook out of it.

Decorate the scrapbook and bring it to the school.



PART-II

Games we play - Make a project of around 5 -6 pages explaining about indoor and outdoor games (3 each).

Paste pictures to make it presentable. Submit it in a well - labelled folder.

OR

Animals for transport -

Write a few lines on any 2 animals used for transport in the past on A4 sheets. Paste pictures to make it presentable. Submit it in a well-labelled folder.

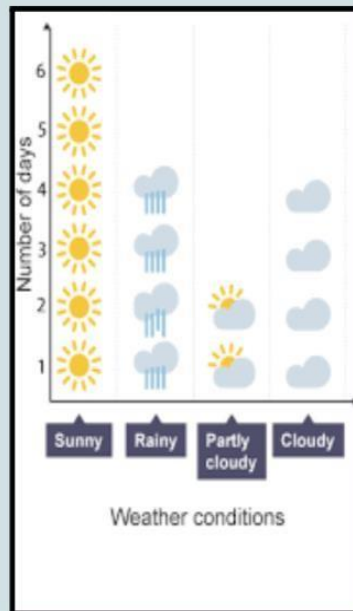
MATHS

"Green Math Exploration"

1. Graphing Activity:

Create a pictograph to represent the following data:

The different types of waste (plastic, paper, glass, organic) generated by your household in a week.



Mark 1 unit for each time the waste is generated.

Challenge: Write a few sentences on one small change your family can make to reduce their carbon footprint. Then, research and calculate how much impact this change could have over the course of a year.

Be Aware: Think about the environmental impact of your actions and the importance of sustainability.

2. Mathemagical Bond:

Create the Earth Day- Plant a tree board game on an A3 size sheet and have it laminated.

Play this mathemagical game with your family members and strengthen your bond with them!



3. Practise Class 3 Math topics daily and learn tables till 16.

4. Kindly take a printout of the following worksheets and solve them.

https://drive.google.com/file/d/1O9Z_2RBFQHv9Bhmeca9to8Qhp4ZOSLAg/view?usp=sharing

<https://drive.google.com/file/d/14Rhxkk9ZQ7eAcCXYVQDVnc-xwTetgaQx/view?usp=sharing>

जलवायु परिवर्तन के समाधान



पेड़ लगाओ



पर्यावरण को संरक्षित करने के लिए दूसरों को आमंत्रित करें

कम करें, पुनः उपयोग करें, पुनर्चक्रण लागू करें



निजी वाहनों का उपयोग कम करें






घरती की बस यही पुकार,
हे मानव बन तू तारणहार।
कलम उठाकर, ज़रा हाथ बड़ा तू,
सच्चा दोस्त धरा का बन के दिखा तू।।

1. A3 साइज़ शीट पर पर्यावरण से संबंधित चित्र बनाकर पर्यावरण संरक्षण पर आधारित चार स्लोगन (नारे) हिन्दी में लिखिए।

2. सुलेख

लेखन में सुधार हेतु अपनी अभ्यास पुस्तिका (कॉपी) में चार पृष्ठ सुलेख लिखिए। सुलेख लिखने के लिए आप हिन्दी साहित्य के किसी भी पाठ का कोई भी पृष्ठ देखकर लिख सकते हैं।

ग्रीष्म अवकाश में दी गई पुस्तकों को भी अवश्य पढ़ें।



COMPUTER

Create a chart to show the various storage devices from newspapers, magazines and Internet. Give a description about each device.

EXTRA MILE INITIATIVE

|i2i| IDEAS TO IMPLEMENT

Join us this holiday season for our 'Extra Mile Initiative': Going Beyond to Enhance Social Emotional Learning and Foster Financial Literacy! Engage in fun and educational activities to empower our children with valuable money management skills and develop empathy. Let's make this holiday break not just about relaxation, but also about investing in our children's future, socially, emotionally, and financially.

ENHANCING SOCIAL-EMOTIONAL LEARNING THROUGH INTERGENERATIONAL CONNECTION

ACTIVITY I :- "LOVE YOUR NEIGHBOUR AS YOURSELF"

HIGH TEA Objective: Foster social and emotional skills, values, and interpersonal connections through an intergenerational high tea event with neighborhood grandparents.

Description:

Children will personally invite neighborhood grandparents for a special high tea event, focusing on building empathy, understanding different generations, and promoting community bonds.

Steps:

Personal Invitations: Children create heartfelt invitations for neighborhood grandparents, extending a warm invitation to the high tea event.

Event Planning: With adult guidance, children plan and organize the high tea event, selecting a date, preparing invitations, and arranging refreshments.

Hosting the High Tea: Children welcome their neighborhood grandparents with warmth and hospitality, making them feel special and appreciated. They engage in conversation, share stories, and spend quality time together.

Recording Memories: During the event, children interview neighborhood grandparents to learn about their childhood experiences as students. They record these memories and seek advice for their educational journey.

Understanding Values: Through meaningful dialogue, children explore the values and life lessons of their neighborhood grandparents, gaining insights into different perspectives and traditions.

Fun-Loving Activities: Children organize enjoyable activities such as storytelling, games, or crafts to create memorable moments and foster laughter and connection.

Capturing Memories: Throughout the event, children capture memorable moments through photographs or drawings, preserving the joy and connection shared with neighborhood grandparents.

Learning Outcomes:

Development of social and emotional skills, including empathy, communication, and respect.

Enhancement of values and understanding of different generations' perspectives.

Strengthening of community bonds and a sense of belonging.

Creation of cherished memories and meaningful intergenerational connections.

Through the "Love Your Neighbor as Yourself" high tea event, children will develop important social and emotional competencies while building lasting relationships and fostering a sense of community within their neighborhood.

ACTIVITY II : .ACTS OF SERVICE

Random Acts of Kindness: Encourage children to perform random acts of kindness throughout the holiday break, such as writing a thank-you note, helping a neighbor, or complimenting a friend. This fosters compassion and empathy towards others.

ACTIVITY III : ART THERAPY

Engage in art activities together, such as painting, drawing, or collage-making. Art can be a therapeutic way for children to express their emotions and process their feelings.

ACTIVITY IV: NATURE WALKS

Take walks together in nature and encourage children to observe their surroundings mindfully. This promotes appreciation for the natural world and can be calming and grounding for both children and parents.

FINANCIAL LITERACY

ACTIVITYI :-SMART SHOPPER CHALLENGE

Objective: Teach children about budgeting, comparison shopping, and making informed purchasing decisions through a hands-on grocery shopping experience.

Description:

Children will accompany adults on a trip to a departmental store, where they will learn practical money management skills by actively participating in the shopping process.

Steps:

Preparation: Before the shopping trip, discuss the concept of budgeting with children. Explain that they will have a set amount of money to spend on groceries and encourage them to think about their priorities and needs.

Budget Allocation: Provide each child with a predetermined budget for the shopping trip. This can be a set amount of money or a specific list of items they are responsible for purchasing.

Shopping List: Give children a list of grocery items to purchase, including essentials such as fruits, vegetables, and snacks. Encourage them to prioritize items based on their budget and family needs.



Comparison Shopping: As children navigate the aisles, encourage them to compare prices and look for discounts or special offers. Teach them how to calculate unit prices to determine the best value for their money.

Coupon Clipping: Introduce children to the concept of coupons and how they can help save money on purchases. Encourage them to search for coupons in-store or bring any they may have collected from newspapers or online sources.

Making Decisions: As children select items to purchase, guide them in making thoughtful decisions based on budget constraints, quality, and quantity. Encourage them to consider factors such as nutritional value and family preferences.

Checkout Experience: Accompany children to the checkout counter and help them tally their purchases.

Review the total cost and compare it to their budget, discussing any adjustments that may be needed.

Reflection: After completing the shopping trip, gather children to reflect on their experience. Discuss what they learned about budgeting, comparison shopping, and the value of money. Encourage them to share any challenges they faced and how they overcame them.

Learning Outcomes:

Practical understanding of budgeting and financial management concepts.

Development of critical thinking and decision-making skills.

Hands-on experience with real-world financial transactions.

Empowerment to make informed purchasing decisions in the future.

ACTIVITY II :- HOLIDAY SAVINGS AND GIVING

Encourage students to save a small amount of money over the holidays, either from their allowances or by completing small tasks at home, and record their savings in a journal and donate the money for some good purpose.

The "Holiday Savings and Giving Project" encourages students to save a small portion of their holiday allowance or earnings from completing tasks at home. By recording their savings in a journal, students not only learn the value of saving but also experience the joy of giving back. At the end of the holiday season, students donate their saved money to a meaningful cause, promoting empathy and generosity within the community. This project instills valuable life skills and fosters a sense of social responsibility among students, making their holiday season more meaningful and impactful.

